



SYNTHESIS CCT 694


**MY CCT JOURNEY TO BECOME A
HISTORY TEACHER**

AND

**CREATIVITY AND ART IN A
FACING HISTORY CLASSROOM –
THE HOLOCAUST AND HUMAN
BEHAVIOR CURRICULUM**

Amy McLaughlin-Hatch

**My CCT
Motto...
by my favorite
artist.....
Mary
Englebreit**



MY SYNTHESIS – IN THREE CHAPTERS




Dream it. Wish it. Do it.

-ANONYMOUS

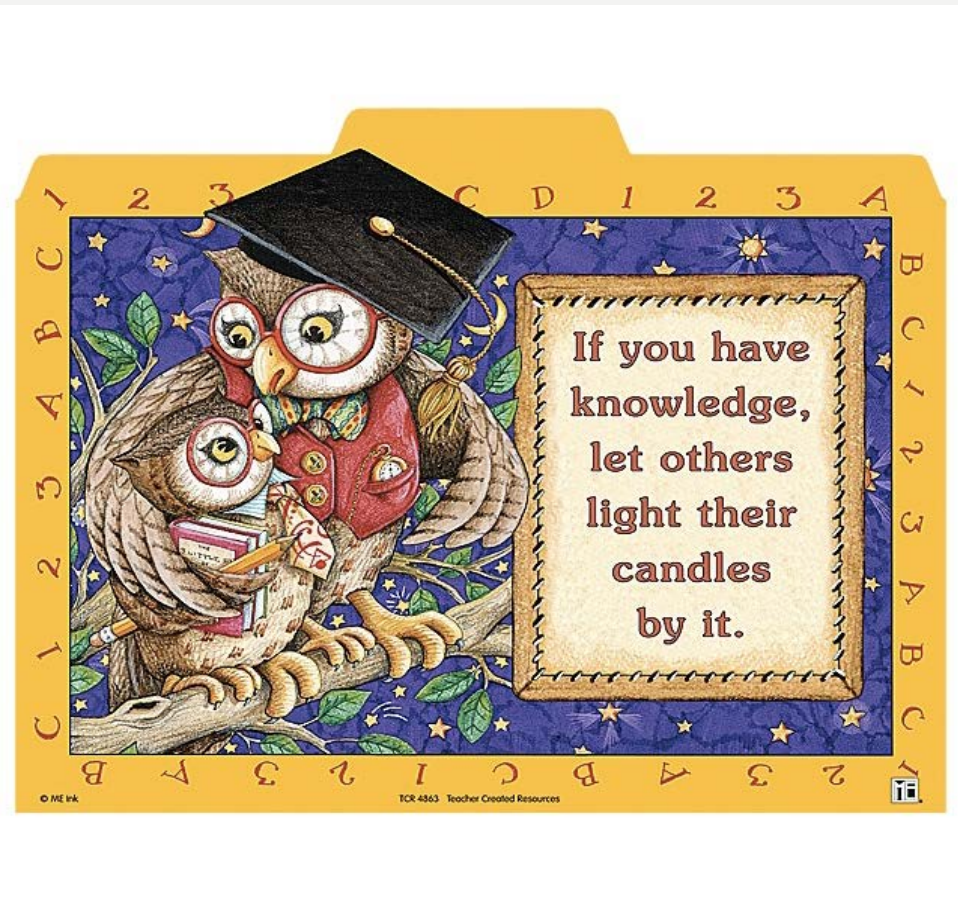
CHAPTER I

My Journey of Self-Discovery to Become a History Teacher



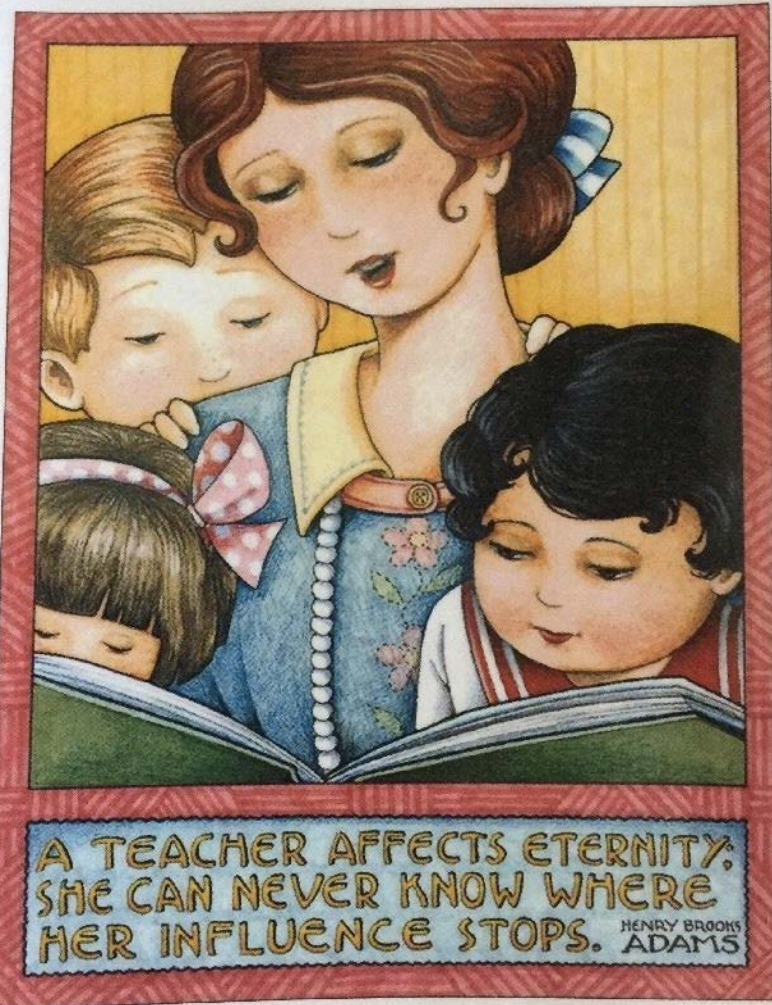
CHAPTER II

CCT Meets Facing History



CHAPTER III

Creativity and Art in a Facing History Classroom





***DISCOVERING
IDENTITY***

IDENTITY



WHAT IS YOUR IDENTITY?

- Personal Traits
- Physical Characteristics
- Heritage - Ethnicity
- Race
- Religion
- Career
- Interests – Hobbies
- Moral Character
- Beliefs
- And so many more.....



THROUGH MY
CCT
JOURNEY...

I
DISCOVERED....
MY CAREER
IDENTITY

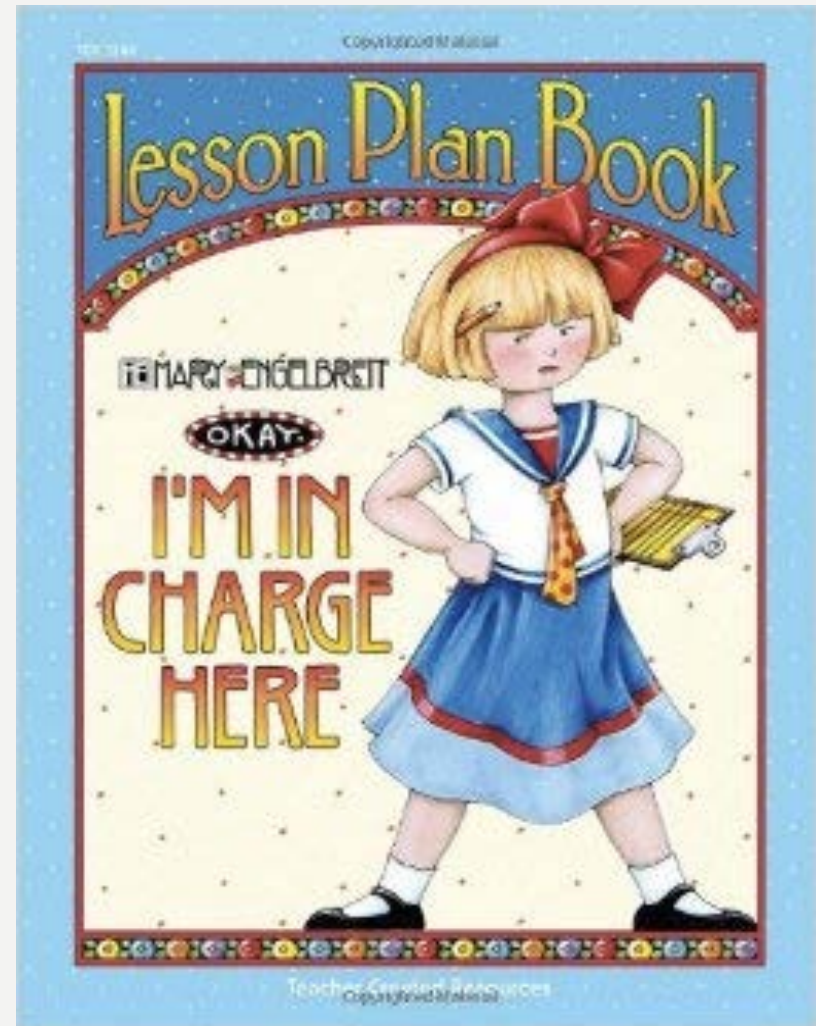
I AM A
TEACHER!!



I AM A
HISTORY
TEACHER!!

&

I HAVE BEEN
TEACHING
FOR 10
YEARS!!



I TEACH FACING HISTORY AT
SOUTHEASTERN RVT HIGH SCHOOL.....

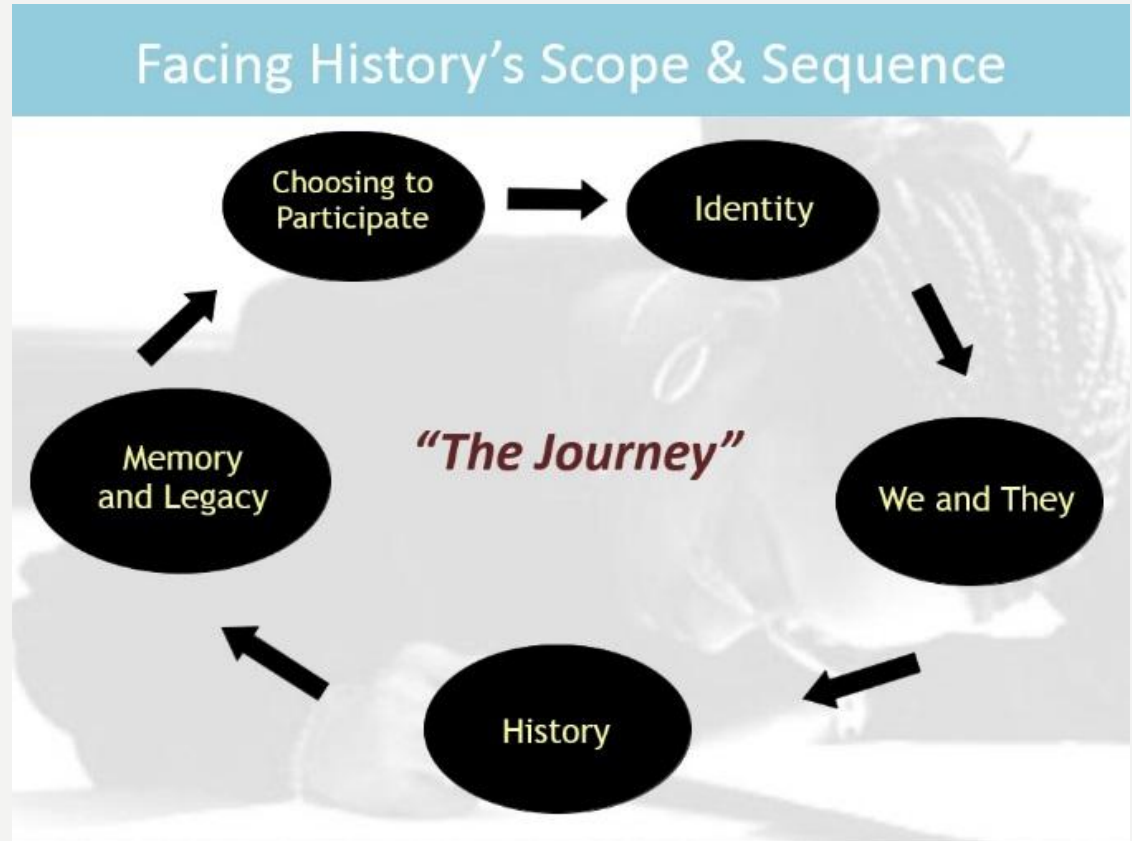


FACING
HISTORY
AND
OURSELVES

People make choices. Choices make history.

FACING HISTORY AND OURSELVES THE JOURNEY

CRITICAL
THINKING
IS
CRITICAL!!



CREATIVITY ART LESSON PLANS

You can't use up
creativity.
The more you use,
the more you have.

—Maya Angelou



IDENTITY SEALS

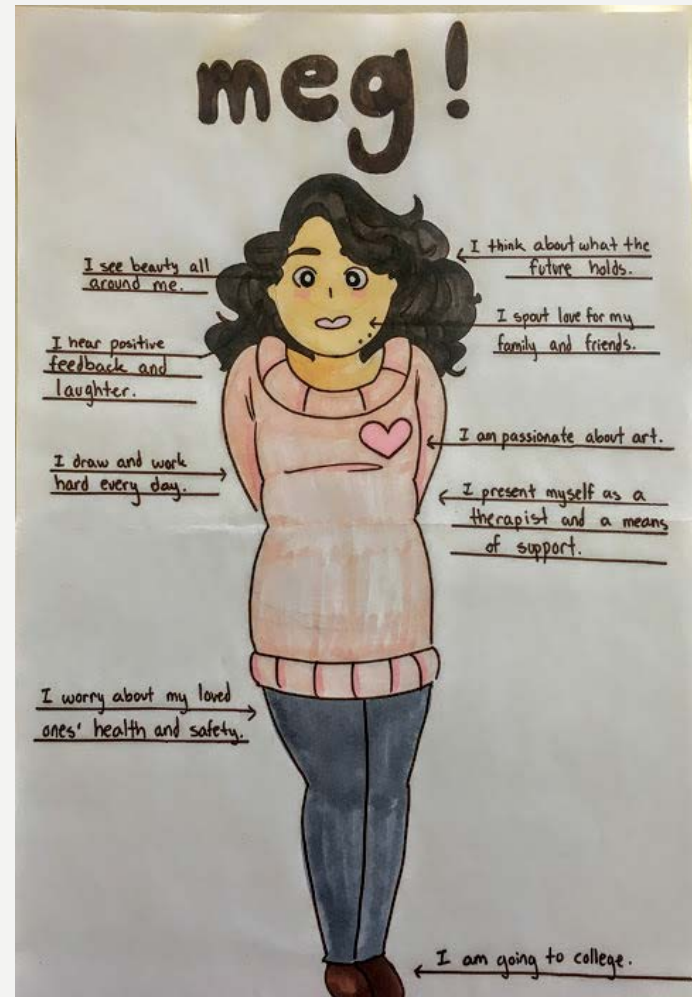




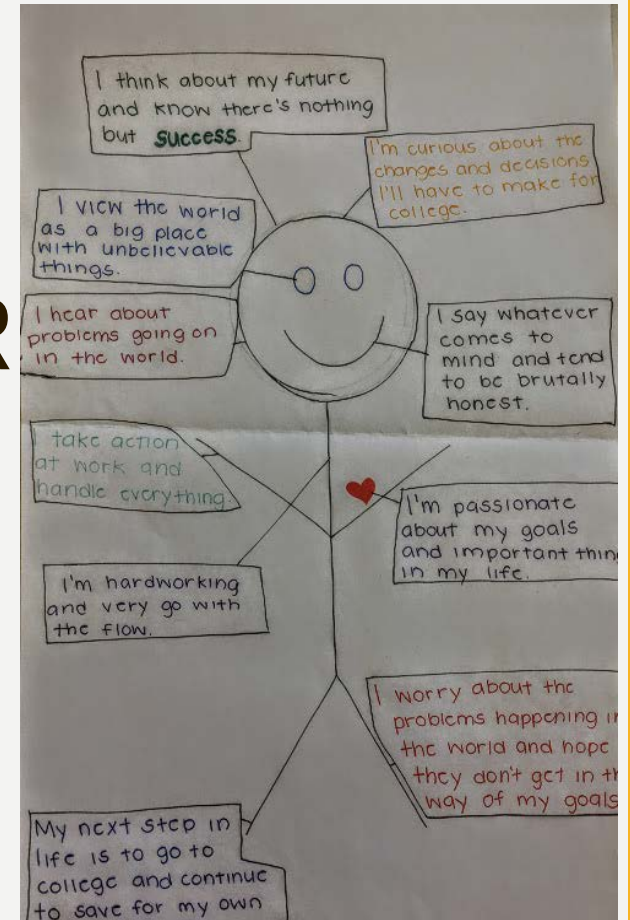


MORE.... IDENTITY SEALS

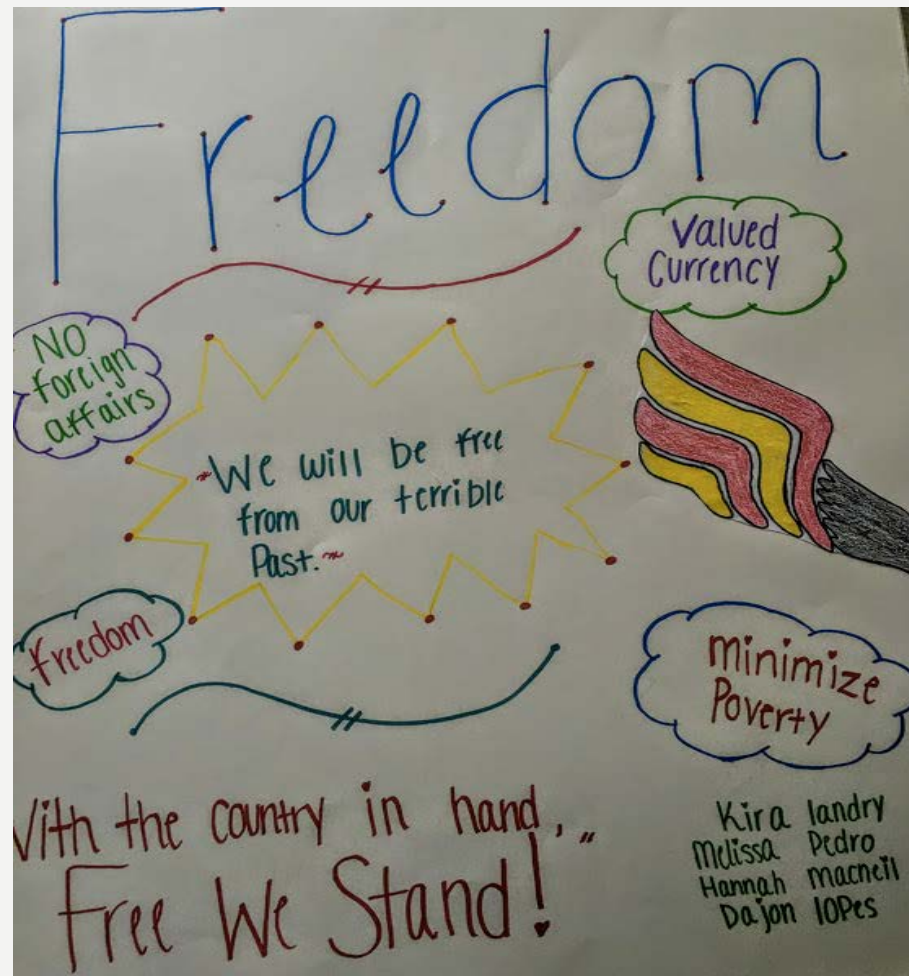
CHARACTER MAPS



MORE... CHARACTER MAPS



WEIMAR REPUBLIC GROUP POSTER PROJECT



der Menschen die Teilnahme

★ People's Participation Party



Food



Trust



Shelter

Change We Can Believe In

SALVATION PARTY



*A fair day's wage and
freedom to the people*

Food will be more affordable for people
to support their families!

Homes will be built and easier for
someone to buy!

Jobs will be more available and easier to find

The value of money will be restored!

HITLER
YOUTH
POSTERS









HOLOCAUST SCULPTURES
























JEWISH RESISTANCE POSTERS



**BLOW UP YOUR LOCAL
NAZI TRAIN
SUPPLY
CAR**



- PEACEFUL*RESIST -



SABRINA M




RESIST DIARY

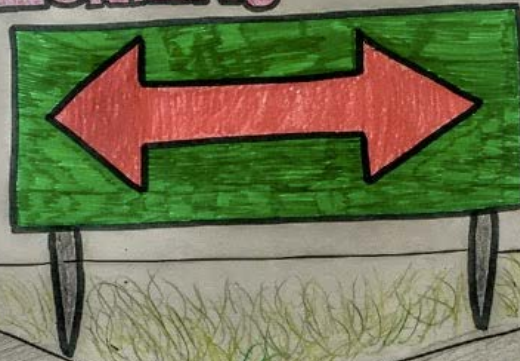
"I've found that there is always some beauty left -- in nature, sunshine, freedom, in yourself; these can all help you."

-Anne Frank

RESCUERS
GROUP
POSTER
PROJECT



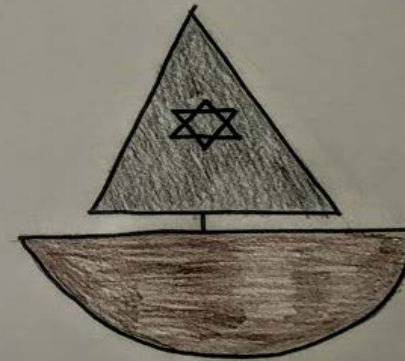
FATEFUL DECISIONS



Ariyanna Marshall
&
Tony Deming
+
Sam Aubin

"the punishment for giving refuge
to Jews was concentration camp,
PLAIN & SIMPLE
not only for myself but for Peter...
But - Where were they to go? Was I to be the
one to send them on their way?"

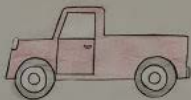
A NATION UNITED



"Love your neighbor as
yourself..."

Links ON A CHAIN


"I decided that if there was anything I could do to improve my situation, I would do it."



This picture explains the Jews who weren't hiding in their "safe spots".


This picture explains the family that moved into the house that were provided.

Abava Frank




Abava Frank
German citizen

"I would do it again under the same circumstances."



Links ON A CHAIN


"I decided that if there was anything I could do to improve my situation, I would do it."



This picture explains the Jews who weren't hiding in their "safe spots".


This picture explains the family that moved into the house that were provided.

Abava Frank



Abava Frank
German citizen

"I would do it again under the same circumstances."



SAMPLE LESSON – IDENTITY SEAL

DEFINE IDENTITY.....

What is your identity?

IDENTITY SEAL LESSON

ANALYZE PRESIDENTIAL SEAL

5 W'S

- Who uses it?
- What does it represent?
- Where Presidential SEAL is found?
- Why is it important?
- How it is used?





ANALYZE GRAPHICS OF PRESIDENTIAL SEAL



SAMPLE SEALS












Identity SEAL Art Activity

- **3 things about me**
- **3 things about my town or my school**
- **3 things about my family or my heritage**
- **3 of my favorite things**
- **3 things about my shop**

IDENTITY SEAL - DIRECTIONS

Use a blank sheet
of paper
and draw a circle.

Or print a
template.



IDENTITY SEAL

- When you are done creating....
- Cut your circle out and glue or tape to a blank piece of colored paper
- Display it, frame it, take a photo of it and share it...it is you!!

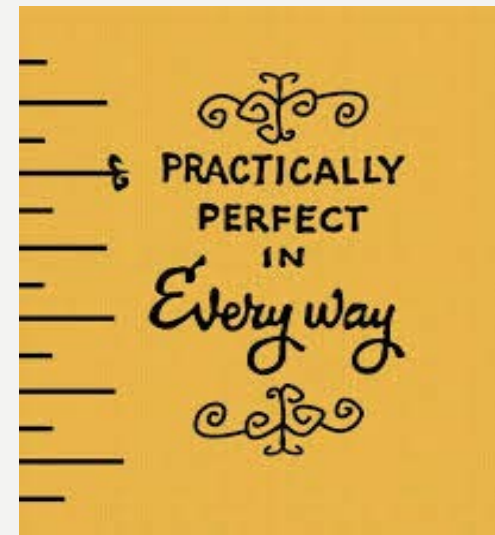
You have created an image of you
= Your Identity Seal

YOUR IDENTITY SEAL - TEST

- If a friend viewed a group of **Identity SEALS**, would they be able to find yours????
- I have parents who come to Parent Teacher Night and are able to pick their child's SEAL from my board of over 100 SEALS.

SUMMARY

- CCT in A Facing History Classroom
- Critical Thinking influences Creativity
- Amy's Practically Perfect Pedagogy



I FINALLY FINISHED!!!!



THE END.....

Or

just the

Beginning....

(I hope so...)



THANK
YOU
FOR
LISTENING!





THE
END